


# General Operating Fund Analysis Report for August, 2020

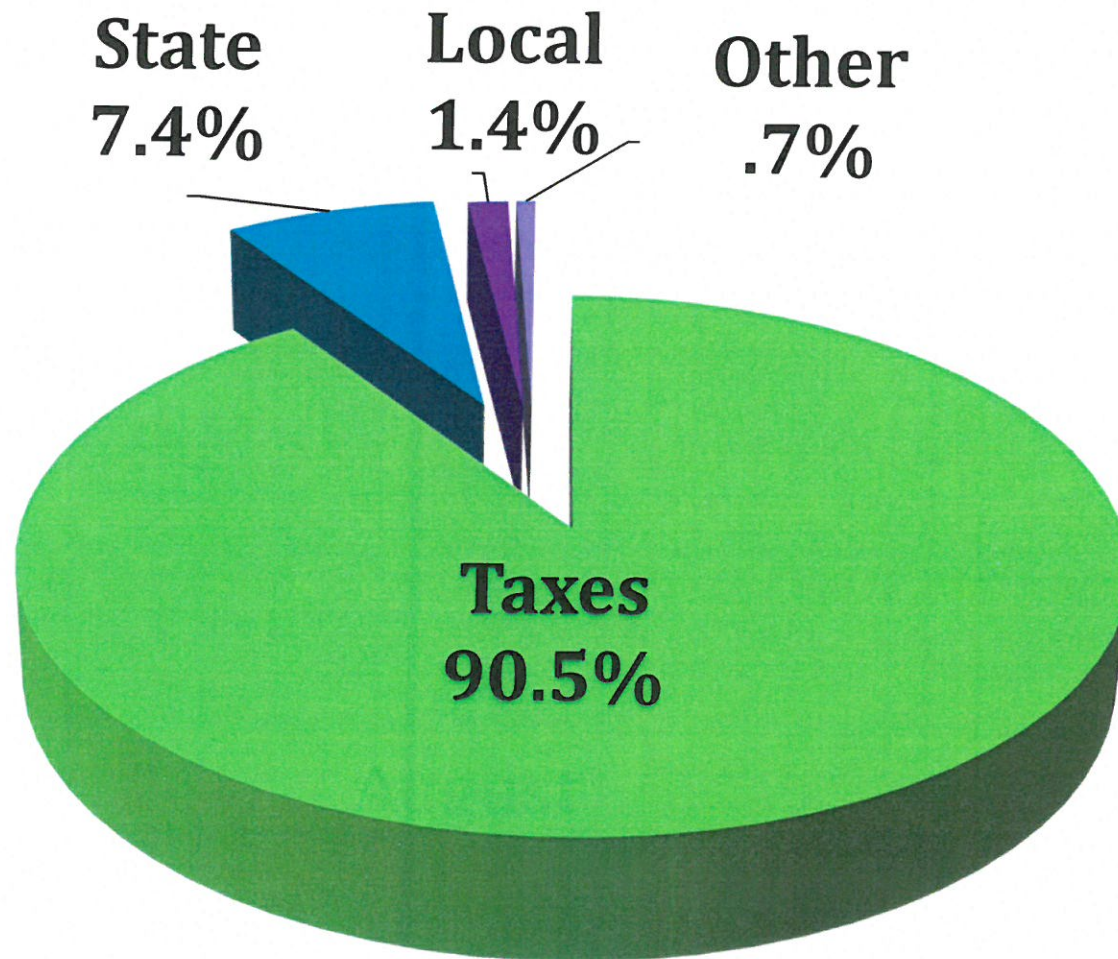


*Prepared by: Karen Obratil, Treasurer/CFO*  
September 28, 2020

# Monthly Revenue by the Numbers

<b>August</b>			
		<b>\$</b>	<b>%</b>
<b>FY21 Actual</b>	<b>FY20 Actual</b>	<b>Variance</b>	<b>Variance</b>
<b>\$5,513,969</b>	<b>\$4,726,657</b>	<b>\$787,312</b>	<b>16.66%</b>

# August Revenue = \$5.5M

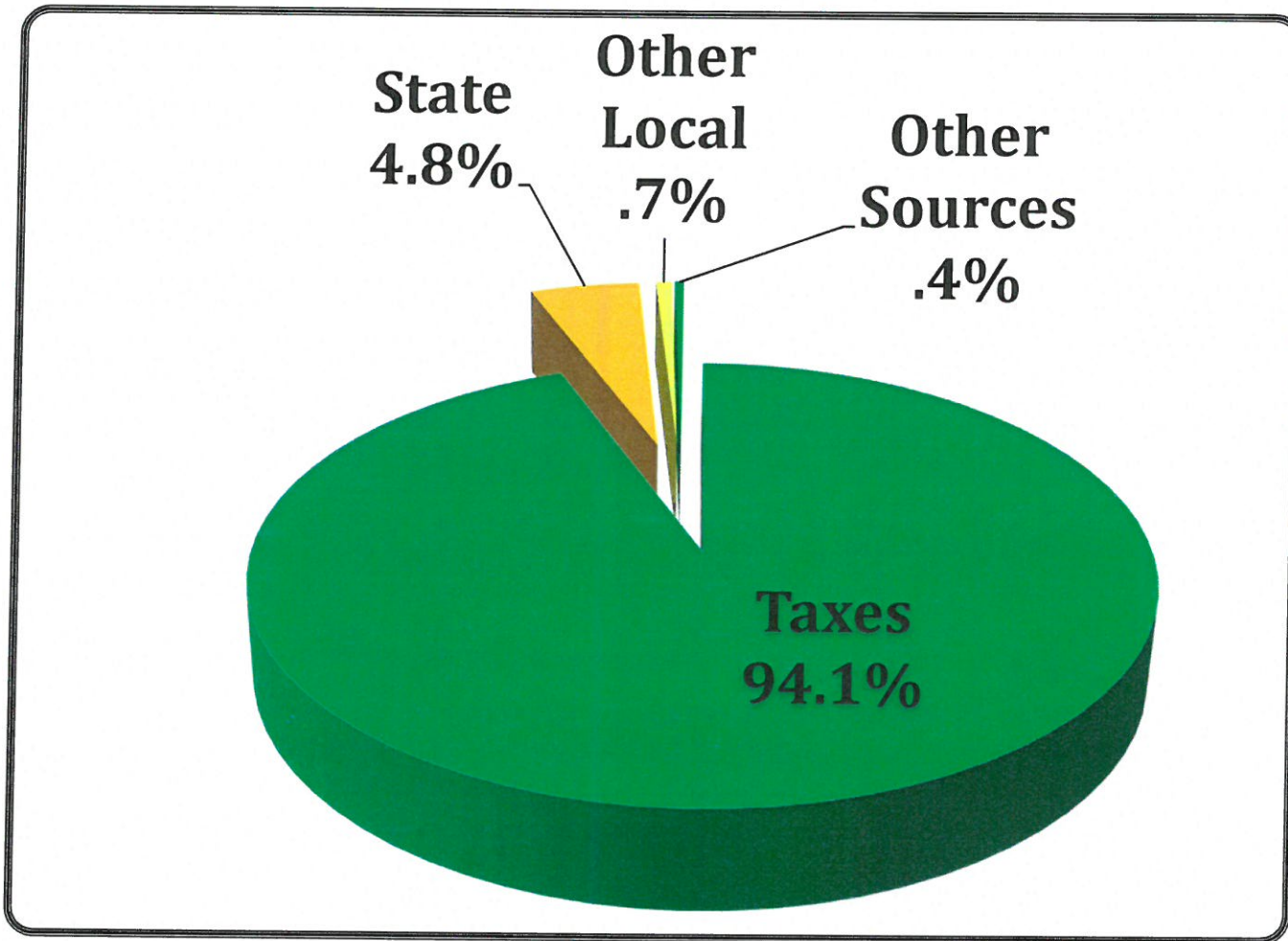


# Fiscal Year to Date (FYTD) Revenue by the Numbers

**July 1, 2020 to August 31, 2020**

		\$	%
<b>FY21 Actual</b>	<b>FY20 Actual</b>	<b>Variance</b>	<b>Variance</b>
<b>\$15,492,653</b>	<b>\$14,423,434</b>	<b>\$1,069,219</b>	<b>6.90%</b>

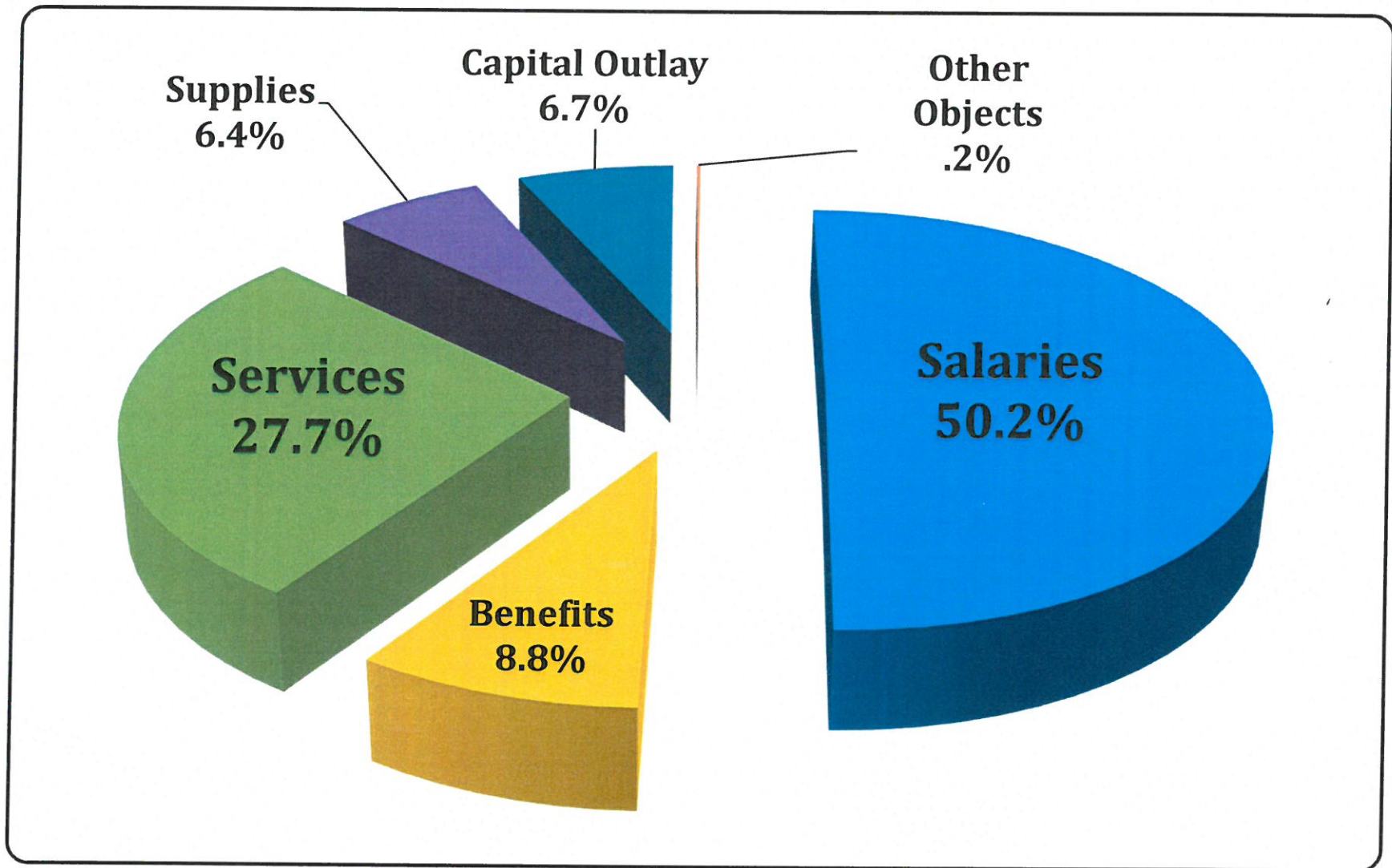
# FYTD Revenue - \$15.5M



# Monthly Expenditures by the Numbers

<b>August</b>			
		<b>\$</b>	<b>%</b>
<b>FY21 Actual</b>	<b>FY20 Actual</b>	<b>Variance</b>	<b>Variance</b>
<b>\$4,496,148</b>	<b>\$4,180,011</b>	<b>(\$316,137)</b>	<b>-7.56%</b>

# August Expenditures = \$4.5M

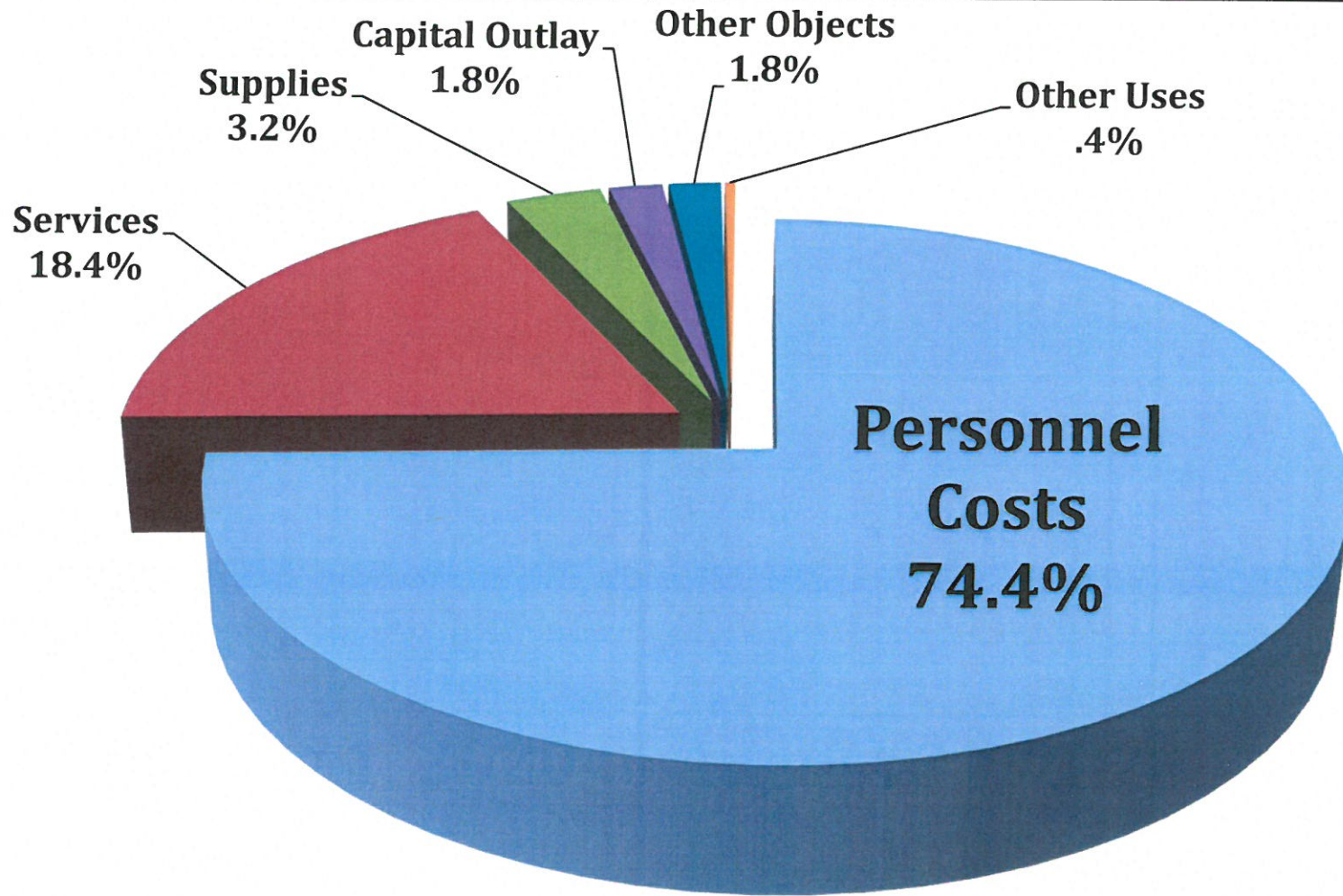


# Fiscal Year to Date Expenditures by the Numbers

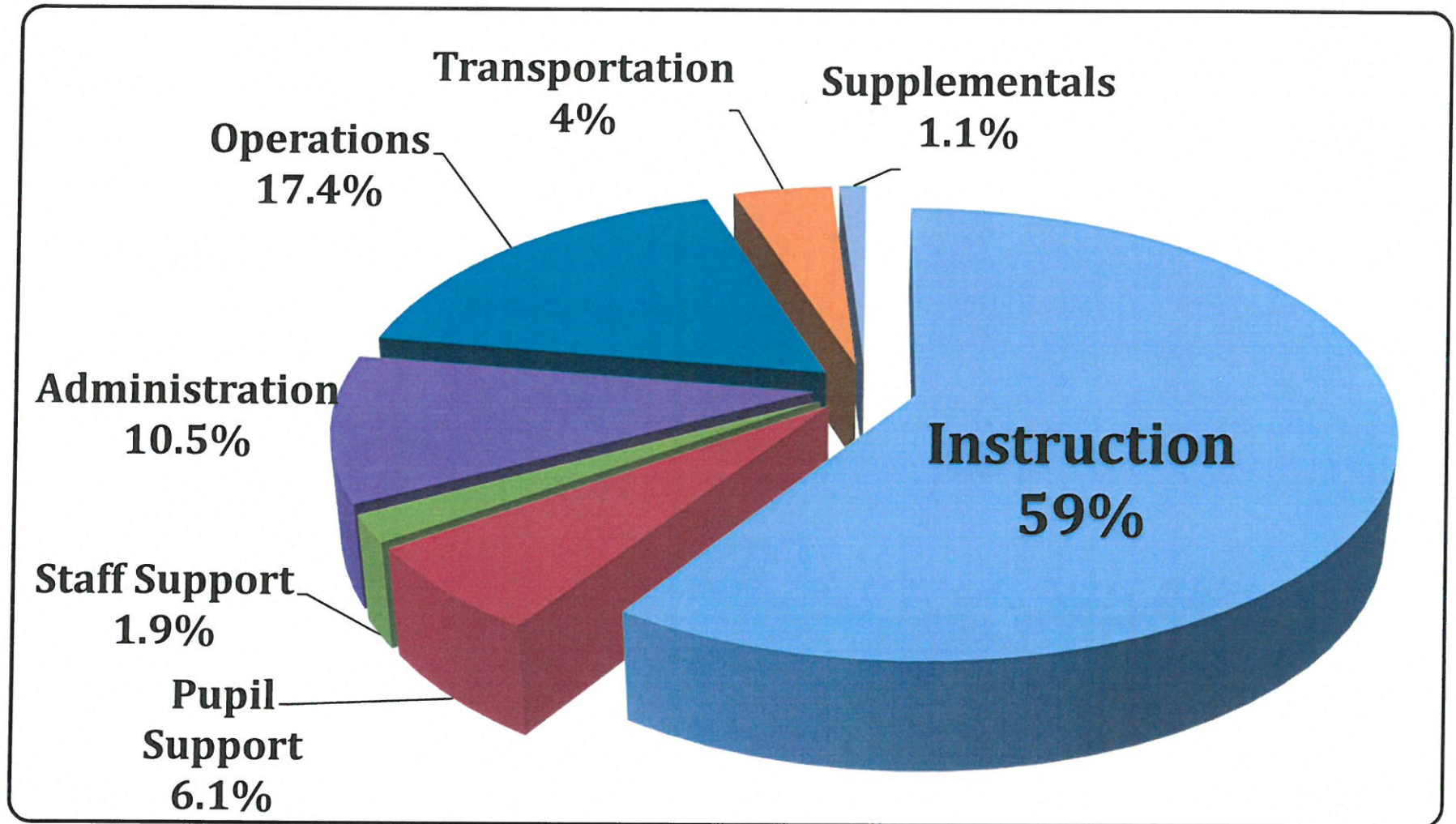
<b>July 1, 2020 to August 31, 2020</b>			
		<b>\$</b>	<b>%</b>
<b>FY21 Actual</b>	<b>FY20 Actual</b>	<b>Variance</b>	<b>Variance</b>
<b>\$8,840,531</b>	<b>\$7,276,083</b>	<b>(\$1,564,448)</b>	<b>-21.50%</b>



# FYTD Expenditures - \$8.8M

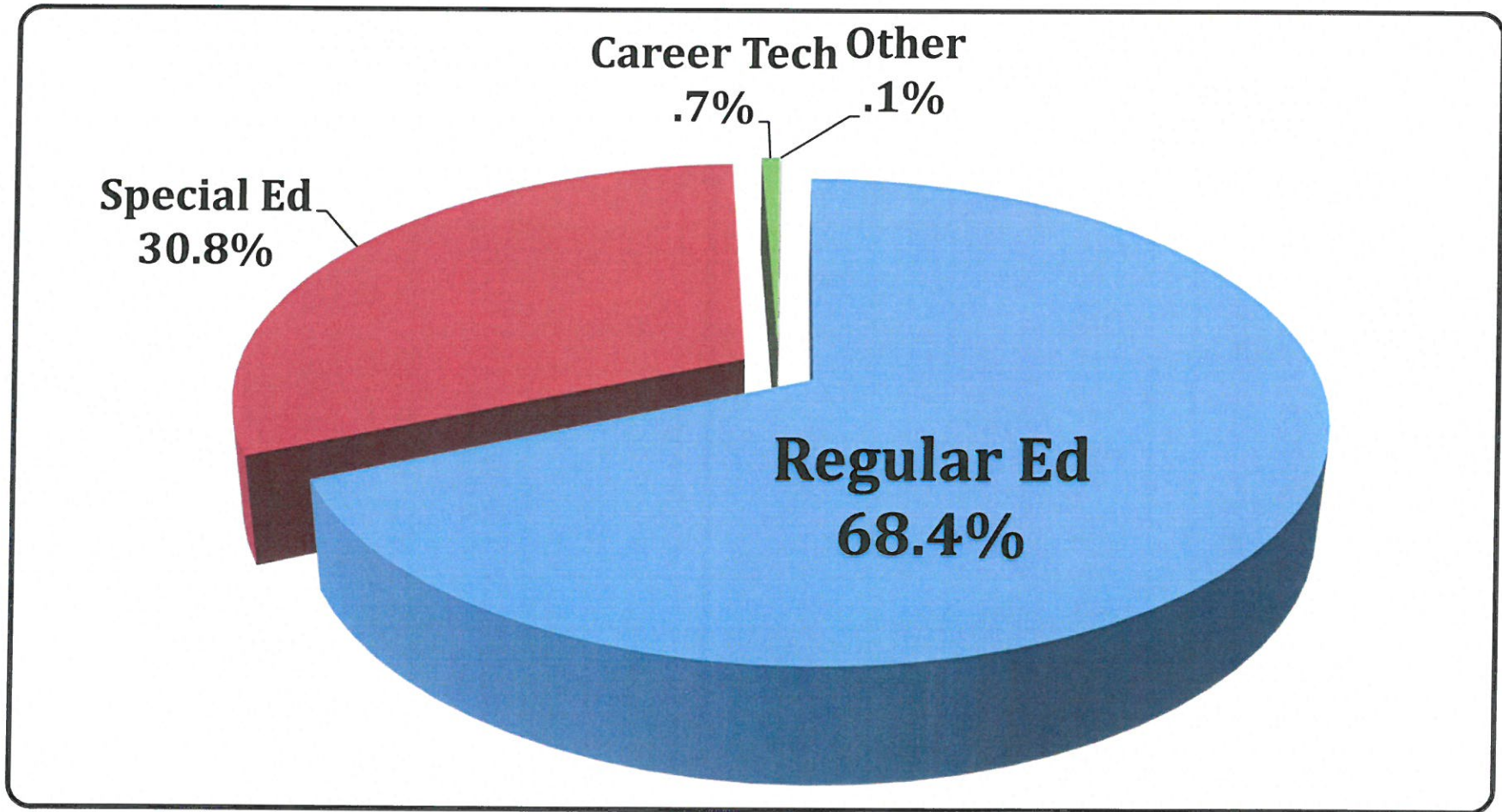


# Alternate View of Expenditures = \$8.8M



Each category includes salaries, benefits, services, supplies, capital outlay and other objects.

# FYTD Instruction Costs = \$5.2M



Regular	\$3,568,036		Career Tech	\$36,884
Special	\$1,609,430		Other	\$1,971

# Bottom Line

## Fiscal Year End Cash Balances

### 8/31/2020

			FY21 Actual to FY20 Actual	
	FY21 Actual	FY20 Actual	\$ Change	% Change
Revenue	\$15,492,653	\$14,423,434	\$1,069,219	7.41%
Expenditures	8,840,531	7,276,083	(1,564,448)	-21.50%
Excess of Revenue over Expenditures	6,652,122	7,147,351	(495,229)	
Beg. Cash Balance	20,729,835	16,653,949		
Ending Cash Balance	27,381,957	23,801,300	3,580,657	
Outstanding P.O.s	(8,567,238)	(7,602,369)		
Unencumbered Balance	\$18,814,719	\$16,198,931	\$2,615,788	